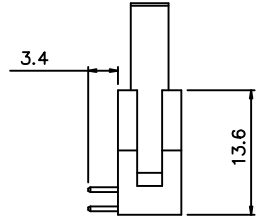
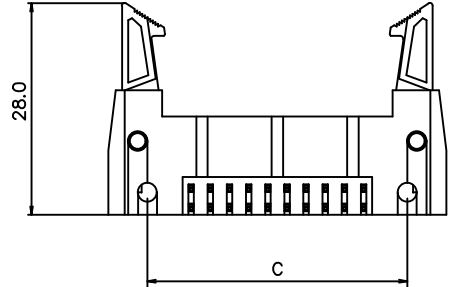
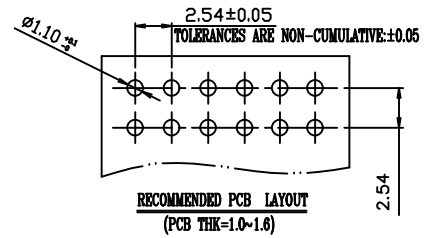
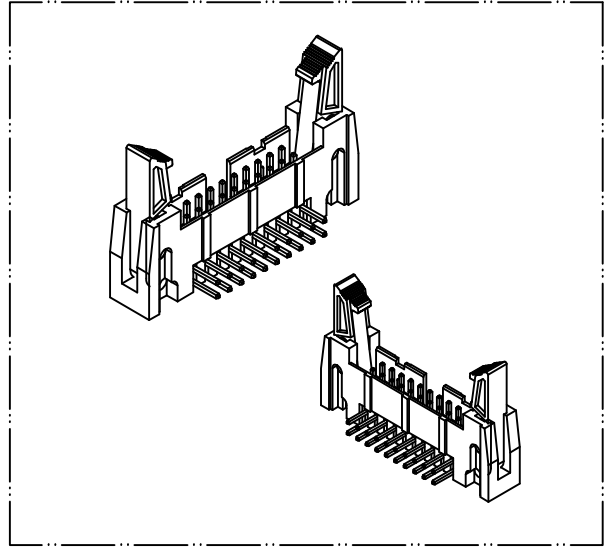
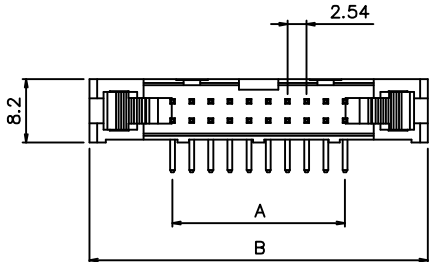


10 9 8 7 6 5 4 3 2 1

PART NO. 8820xxWR203
 DWG NO. C8820WR



Dimensional & Ordering Information:

Part No.	POS	A	B	C
882010WR203	10	10.16	32.00	21.84
882014WR203	14	15.24	37.08	26.92
882016WR203	16	17.78	39.62	29.46
882020WR203	20	22.86	44.70	34.54
882024WR203	24	27.94	49.78	39.62
882026WR203	26	30.48	52.32	42.16
882030WR203	30	35.56	57.40	47.24
882034WR203	34	40.64	62.48	52.32
882040WR203	40	48.26	70.10	59.94
882050WR203	50	60.96	82.80	72.64
882060WR203	60	73.66	95.50	85.34
882064WR203	64	78.74	100.58	90.42

NOTE:

1. Wafer Material: PBT UL94V-0
Pin/Pos Material: brass bronze.
2. Plated: Gold Flash
3. Insulation resistance: 1000M ohm/min.
4. Withstand voltage: 1000V AC/minute.
5. Current rating: 3A AC/DC.
6. Voltage rating: 250V AC/DC

				UNLESS OTHERWISE SPECIFIED TOLERANCES		EXCON
				3 PLACE ±0.5 ±0.10		
				2 PLACE ±1.5 ±0.25		<u>EXCON TECHNOLOGY COMPANY</u>
				1 PLACE ±2.0 ±0.50		
REV.	REVISION			DIS	DATE	ANGLE DIM
SCALE	REV.	PAGE:	UNIT	mm		DWG NO:
2/1	A	1	THIRD ANGLE PROJECTION			C8820WR
					PART.NO	
					8820xxWR203	

10 9 8 7 6 5 4 3 2 1