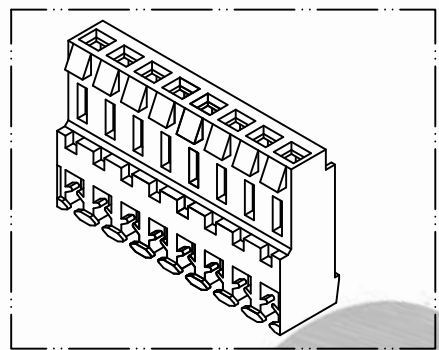
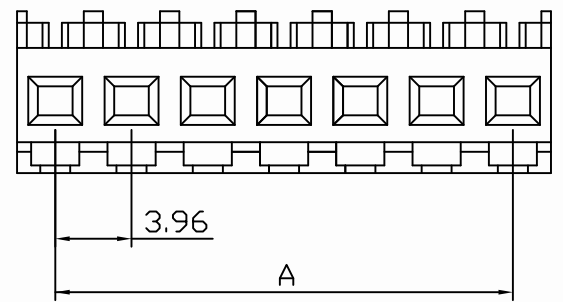
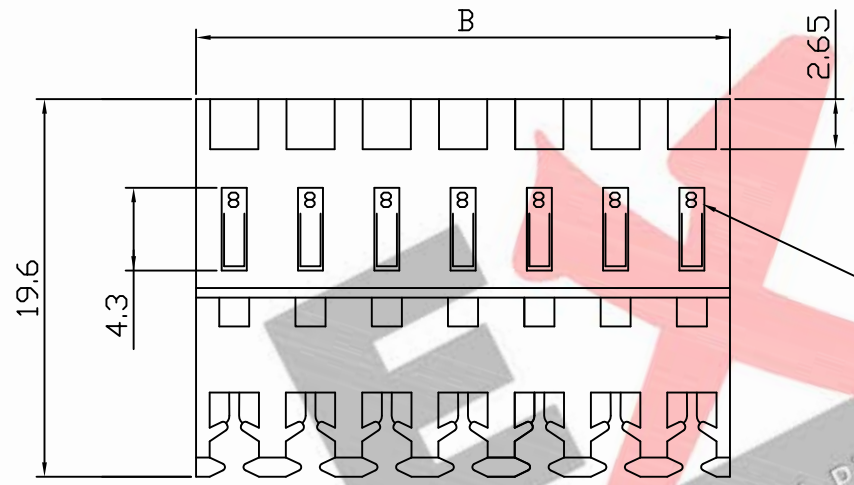


PART NO.
7802xxHA051-x
DWG NO.
C7802HA

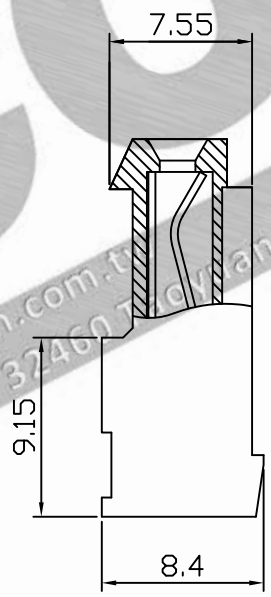


Dimensional & Ordering Information:

Part No.	Circuits	Dim A	Dim B
780202HA051-x	2	3.96	7.92
780203HA051-x	3	7.92	11.88
780204HA051-x	4	11.88	15.84
780205HA051-x	5	15.84	19.80
780206HA051-x	6	19.80	23.76
780207HA051-x	7	23.76	27.72
780208HA051-x	8	27.72	31.68
780209HA051-x	9	31.68	35.64
780210HA051-x	10	35.64	39.60
780211HA051-x	11	39.60	43.56
780212HA051-x	12	43.56	47.52
780213HA051-x	13	47.52	51.48
780214HA051-x	14	51.48	55.44
780215HA051-x	15	55.44	59.40
780216HA051-x	16	59.40	63.36
780217HA051-x	17	63.36	67.32
780218HA051-x	18	67.32	71.28
780219HA051-x	19	71.28	75.24
780220HA051-x	20	75.24	79.20
780221HA051-x	21	79.20	83.16
780222HA051-x	22	83.16	87.12
780223HA051-x	23	87.12	91.08
780224HA051-x	24	91.08	95.04



- Wire Gauge
- 8 #18AWG
 - 0 #20AWG
 - 2 #22AWG
 - 4 #24AWG
 - 6 #26AWG



NOTE:

1. Housing Material: Nylon 66 UL94V2
2. Wire AWG: Δ See table
2. Insulation resistance: 1000M Ω min.
3. Withstand voltage: 1500V AC/minute. Δ
4. Current rating: 5A AC/DC. Δ
5. Voltage rating: 250V AC/DC. Δ

AWG	Part NO
18	7802xxHA051-8
20	7802xxHA051-0
22	7802xxHA051-2
24	7802xxHA051-4
26	7802xxHA051-6

REV.	REVISION	DIS	DATE
SCALE	REV.	PAGE:	UNIT
4/1	A	1	mm

UNLESS OTHERWISE SPECIFIED TOLERANCES
 3 PLACE $\pm 0.5 \pm 0.10$
 2 PLACE $\pm 1.5 \pm 0.35$
 1 PLACE $\pm 2.0 \pm 0.50$
 ANGLE DIM

DWG NO: C7802HA

EXCON
 EXCON TECHNOLOGY COMPANY

PART.NO: 7802xxHA051-x