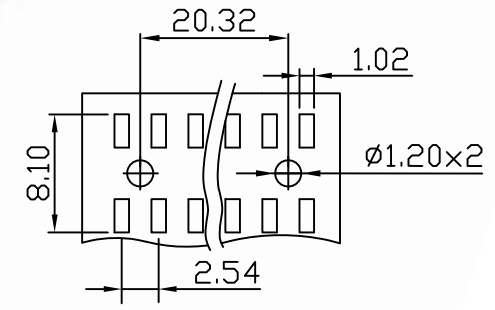
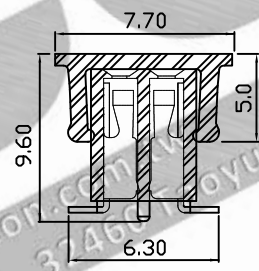
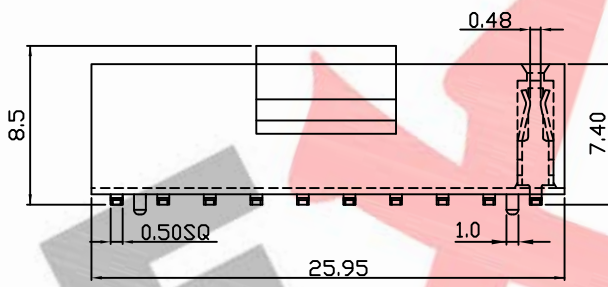

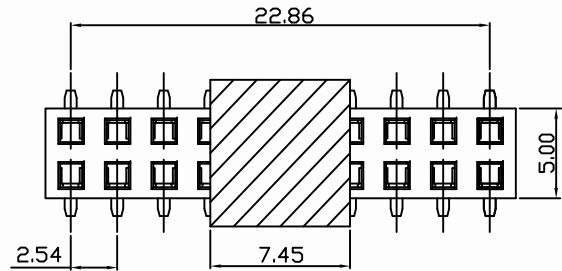


PART NO. 770820WE203
 DWG NO. C7708WE



RECOMMENDED PCB LAYOUT
 (PCB T=1.0~1.6mm)
 (PCB T=.039~.063in)

- NOTE:
1. Wafer Material: PBT 94V-0
Pin/Pos Material: Bronze.
 2. Plated: Gold,flash
 3. Insulation resistance: 1000MΩ min.
 4. Withstand voltage: 1000V AC/minute.
 5. Current rating: 3A AC/DC.
 6. Voltage rating: 250V AC/DC
 7. Color : Black

				UNLESS OTHERWISE SPECIFIED TOLERANCES		EXCON EXCON TECHNOLOGY COMPANY
				3 PLACE ±0.5 ±0.10 2 PLACE ±1.5 ±0.25 1 PLACE ±2.0 ±0.50 ANGLE DIM		
REV.	REVISION			DIS	DATE	
A	DWG RELEASE			Christy	1/8 2016	
SCALE	REV.	PAGE:	UNIT	MM		DWG NO:
3/1	A	1/2	THIRD ANGLE	PROJECTION		C7708WE
						PART.NO
						770820WE203