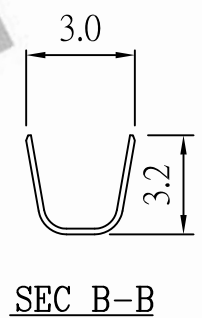
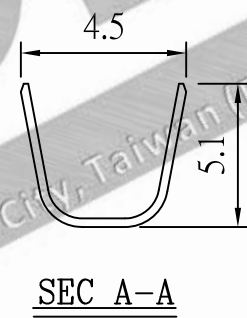
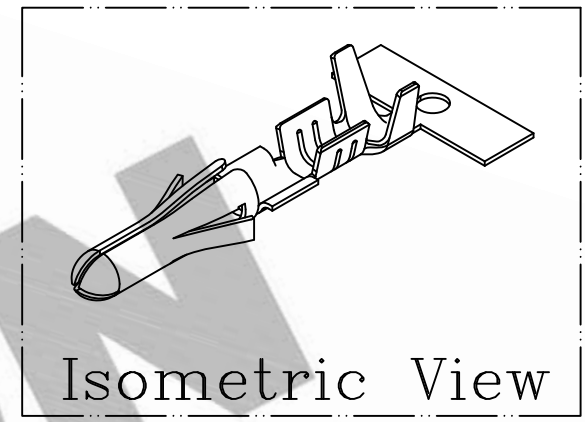
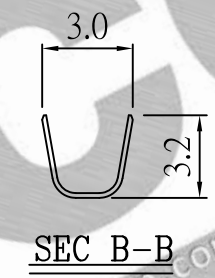
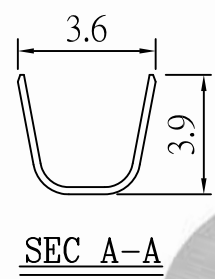
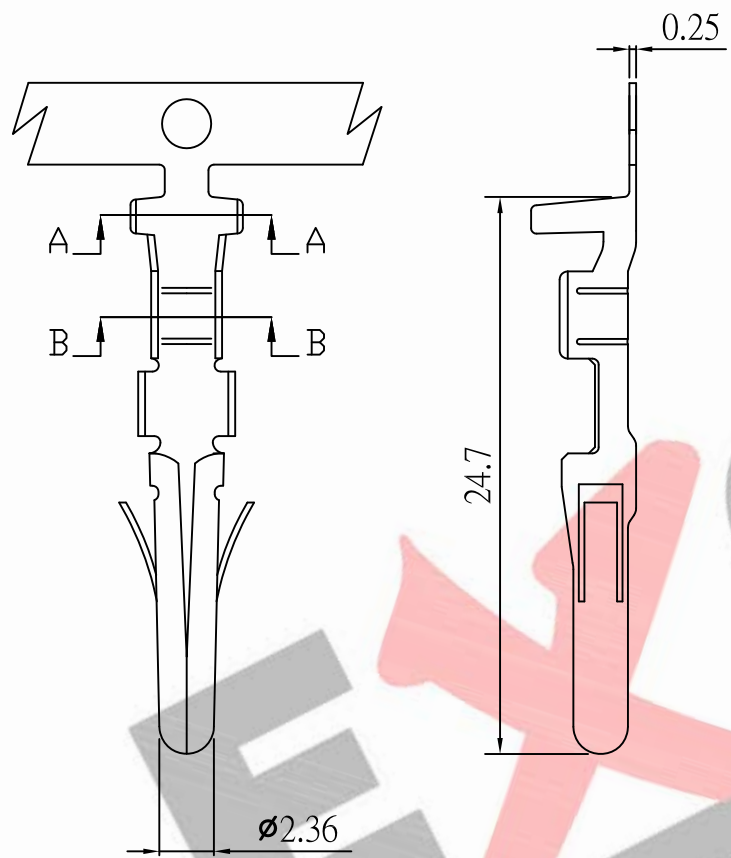


PART NO. 660700TAxxx
 DWG NO. C6607TA



660700TP051
 660700TP351

660700TA051
 660700TA351

Dimensional & Ordering Information:

No.	Part No.	Wire Range	Insulation O.D.	Material	Finishing
1	660700TA051	AWG#20~#14	1.7-4.0mm	Brass	Tin pre-plated
2	660700TP051	AWG#22~#24	1.3-1.7mm		
3	660700TA351	AWG#20~#14	1.7-4.0mm	Phosphor	
4	660700TP351	AWG#22~#24	1.3-1.7mm		

UNLESS OTHERWISE SPECIFIED TOLERANCES
 3 PLACE ±0.5 ±0.10
 2 PLACE ±1.5 ±0.25
 1 PLACE ±2.0 ±0.50
 ANGLE DIM



NOTE:

1. Terminal Material: Brass bronze or Phosphor bronze
2. Plated: Ni 25u"min Tin pre-plated 50u"min.
3. Current rating: 5A AC/DC
4. Voltage rating: 600V AC/DC
5. Withstand voltage: 1500V AC/minute
6. Insulation resistance:1000MΩ min

REV.	REVISION	DIS	DATE	SCALE	REV.	PAGE:	UNIT	mm	DWG NO:	PART.NO
4/1	A	1					THIRD ANGLE PROJECTION		C6607TA	660700TAxxx