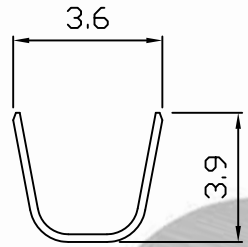
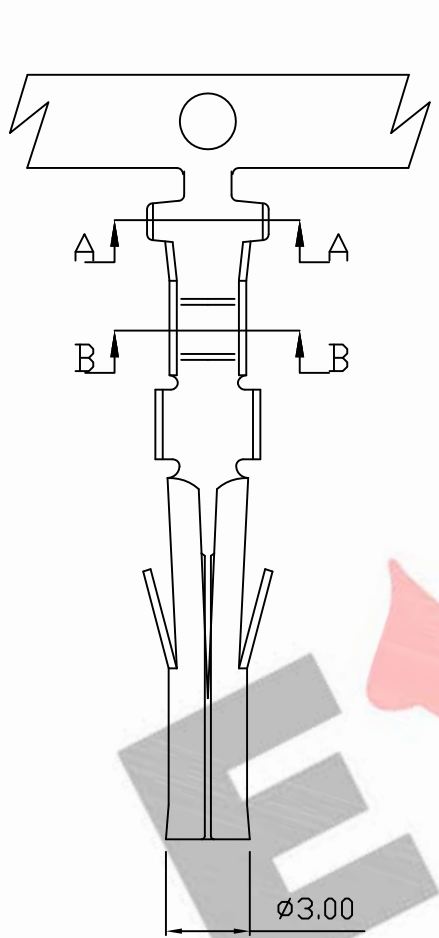
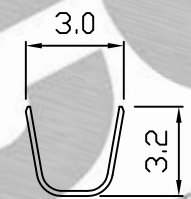


10 9 8 7 6 5 4 3 2 1

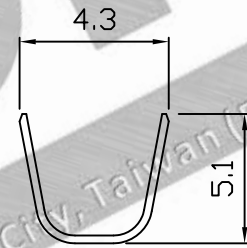
PART NO. 660600TBxxx
 DWG NO. C6606TB



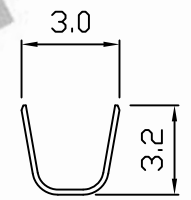
SEC A-A



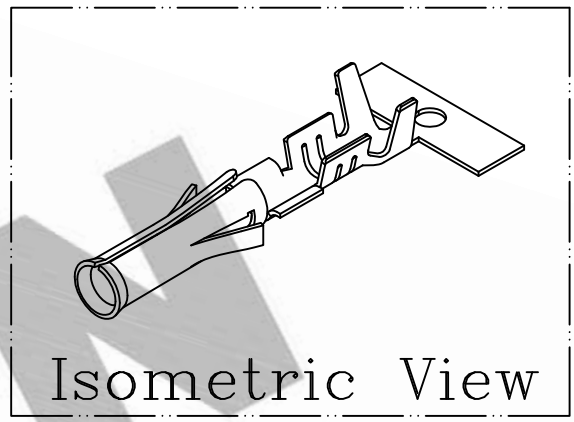
SEC B-B



SEC A-A



SEC B-B



Isometric View

660600TM051
 660600TM351

660600TB051
 660600TB351

Dimensional & Ordering Information:

No.	Part No.	Wire Range	Insulation O.D.	Material	Finishing
1	660600TB051	AWG#20~#14	1.7-4.0mm	Brass	Tin pre-plated
2	660600TM051	AWG#22~#24	1.3-1.7mm		
3	660600TB351	AWG#20~#14	1.7-4.0mm	Phosphor	
4	660600TM351	AWG#22~#24	1.3-1.7mm		

UNLESS OTHERWISE SPECIFIED TOLERANCES
 3 PLACE ±0.5 ±0.10
 2 PLACE ±1.5 ±0.25
 1 PLACE ±2.0 ±0.50
 ANGLE DIM



EXCON TECHNOLOGY COMPANY

NOTE:

1. Terminal Material: Brass bronze or Phosphor bronze
2. Plated: Ni 25u"min Tin pre-plated 50u"min.
3. Current rating: 5A AC/DC
4. Voltage rating: 600V AC/DC
5. Withstand voltage: 1500V AC/minute
6. Insulation resistance: 1000MΩ min

REV.	REVISION	DIS	DATE	SCALE	REV.	PAGE	UNIT	mm	DWG NO:	PART.NO
4/1	A	1					THIRD ANGLE PROJECTION		C6606TB	660600TBxxx

10 9 8 7 6 5 4 3 2 1