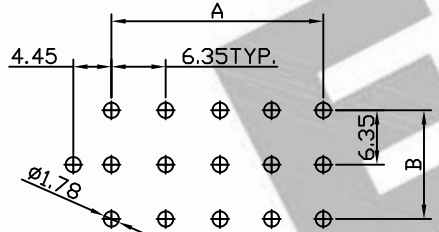
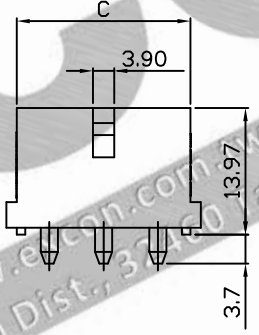
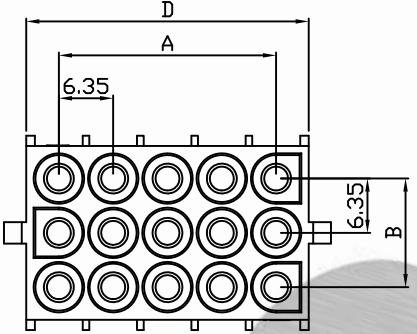
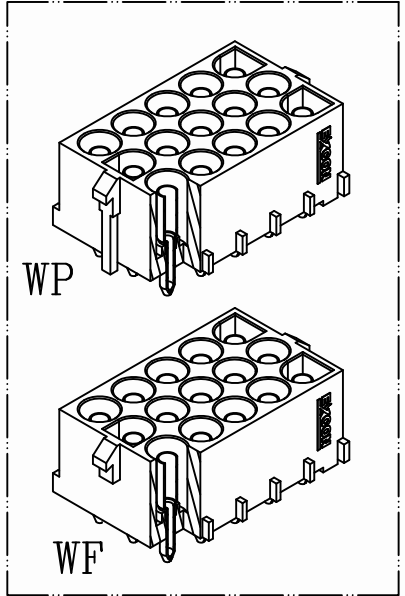


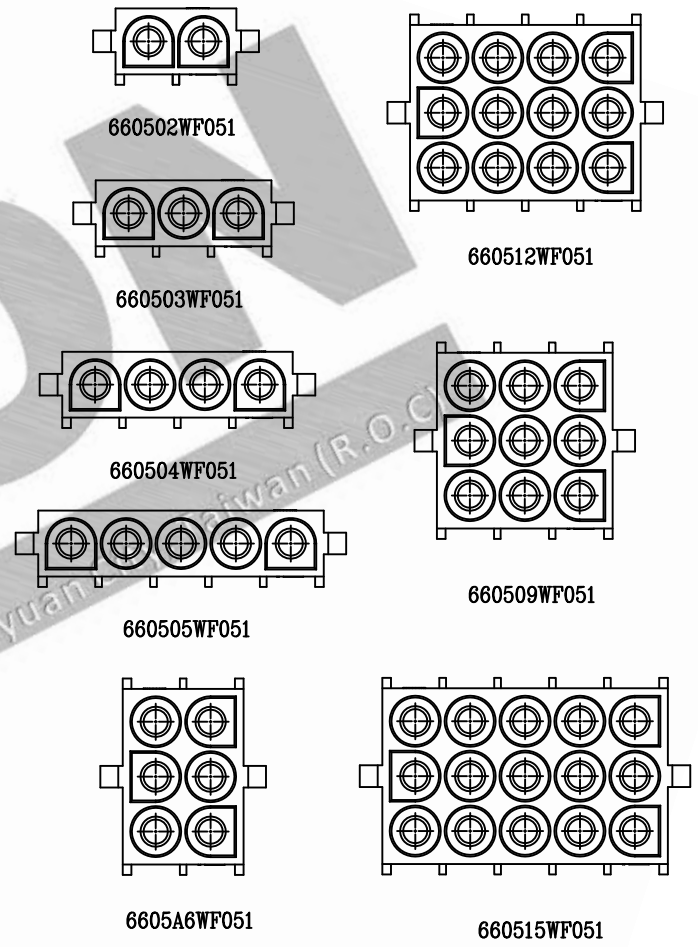
PART NO. 6605xxWF051
 DWG NO. C6605WF



RECOMMENDED PCB LAYOUT
 (PCB THK=1.0~1.6)
 * Only for 6605xxWP051

Dimensional & Ordering Information:

Part No.		Circuits	Dim A	Dim B	Dim C	Dim D
With peg	Without peg					
660502WP051	660502WF051	2	6.35	--	7.62	13.97
660503WP051	660503WF051	3	12.70	--	7.62	20.32
660504WP051	660504WF051	4	19.05	--	7.62	26.67
660505WP051	660505WF051	5	25.04	--	7.62	33.02
6605A6WP051	6605A6WF051	6	6.35	12.7	20.32	13.97
660509WP051	660509WF051	9	12.70	12.7	20.32	20.32
660512WP051	660512WF051	12	19.05	12.7	20.32	26.67
660515WP051	660515WF051	15	25.4	12.7	20.32	33.02



- NOTE:**
- Housing Material: Nylon 66 UL94V2
 - Color: Natural
 - Withstand voltage: 5000V AC/minute.
 - Current rating: 5A AC/DC.
 - Voltage rating: 600V AC/DC

REV.	REVISION	DIS	DATE	UNLESS OTHERWISE SPECIFIED TOLERANCES 3 PLACE ±0.5 ±0.10 2 PLACE ±1.5 ±0.25 1 PLACE ±2.0 ±0.50 ANGLE DIM	 EXCON TECHNOLOGY COMPANY
SCALE	REV.	PAGE	UNIT		
1/1	A	1	THIRD ANGLE PROJECTION	C6605WF	PART.NO 6605xxWF051