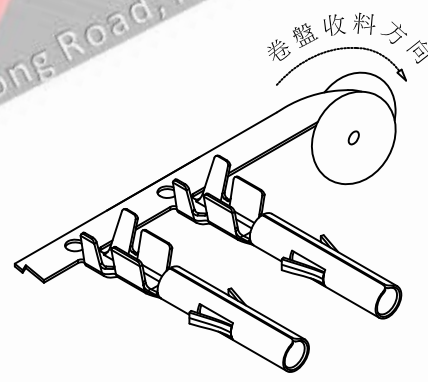
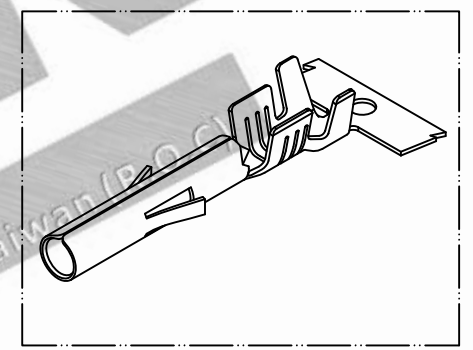
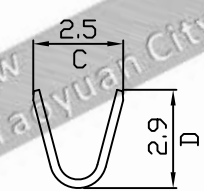
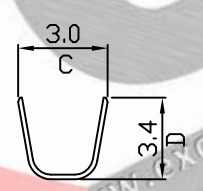
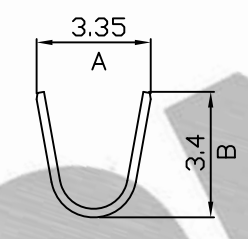
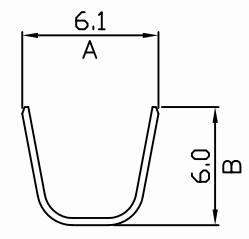
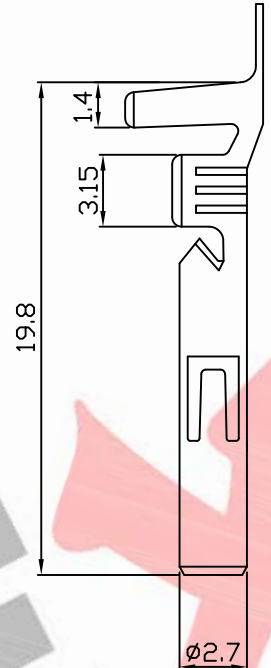
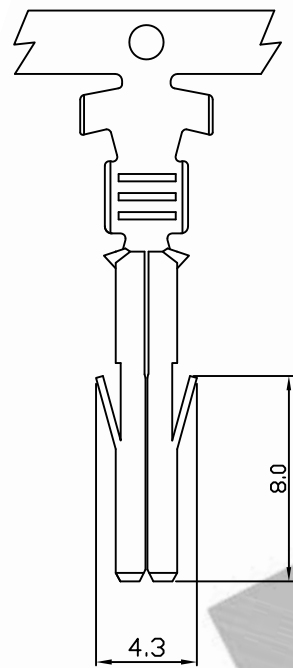


PART NO. 660500THxxx
 DWG NO. C6605TH



- NOTE 1 :
1. Terminal Material: Brass bronze or Phosphor
 2. Plated: Ni 25u"min Tin-plated 50u"min.
 3. Applicable wires: See table
 4. Q'ty / reel: See table

| No. | Part No. | DIM (mm) | | | | Wire Range | Insulation O.D | Material | Finish | Q'ty/reel |
|-----|-------------|----------|-----|-----|-----|------------|----------------|----------|----------------|-----------|
| | | A | B | C | D | | | | | |
| 1 | 660500TB051 | 6.1 | 6.0 | 3.0 | 3.4 | AWG#18~#14 | 3.3-5.08mm | Brass | Pre-plated tin | 3,000pcs |
| 2 | 660500TH051 | 4.1 | 4.8 | 3.1 | 3.6 | AWG#20~#14 | 3.3-5.08mm | | | 4,000pcs |
| 3 | 660500TM051 | 3.5 | 3.4 | 2.9 | 3.0 | AWG#24~#18 | 1.0-2.5mm | phosphor | Pre-plated tin | 7,000pcs |
| 4 | 660500TB351 | 6.1 | 6.0 | 3.0 | 3.4 | AWG#18~#14 | 3.3-5.08mm | | | 3,000pcs |
| 5 | 660500TH351 | 4.1 | 4.8 | 3.1 | 3.6 | AWG#20~#14 | 3.3-5.08mm | phosphor | Pre-plated tin | 4,000pcs |
| 6 | 660500TM351 | 3.5 | 3.4 | 2.9 | 3.0 | AWG#24~#18 | 1.0-2.5mm | | | 7,000pcs |

| | | | | | | | |
|-------|-----------|-------|------------------------|---------------------------------------|------|-------------------------------------|-------------|
| | | | | UNLESS OTHERWISE SPECIFIED TOLERANCES | | EXCON TECHNOLOGY COMPANY | |
| | | | | 3 PLACE ±0.5 ±0.10 | | | |
| | | | | 2 PLACE ±1.5 ±0.25 | | | |
| | | | | 1 PLACE ±2.0 ±0.50 | | | |
| REV. | REVISIONI | | | DIS | DATE | ANGLE DIM | |
| SCALE | REV. | PAGE: | UNIT | M M | | DWG NO: | PART.NO |
| 3/1 | A | 1 | THIRD ANGLE PROJECTION | | | C6605TH | 660500THxxx |