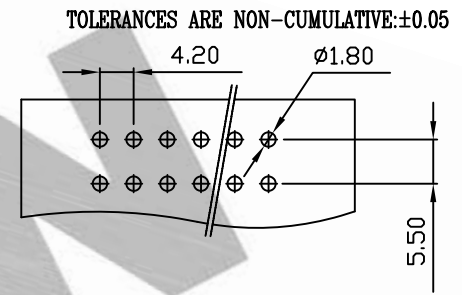
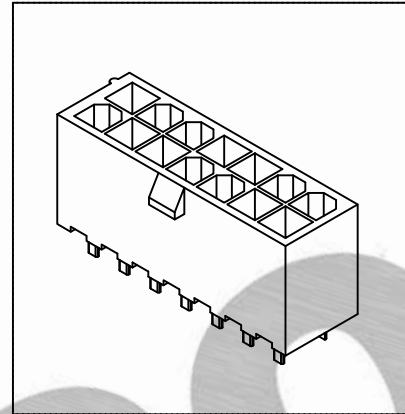
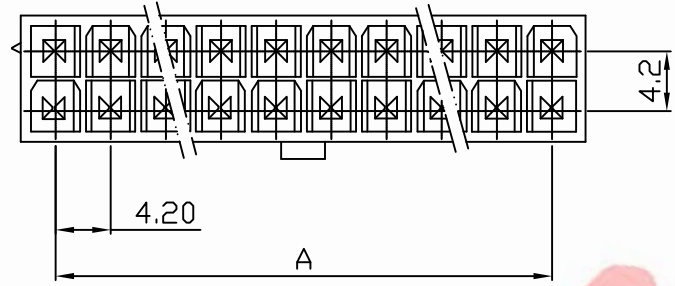
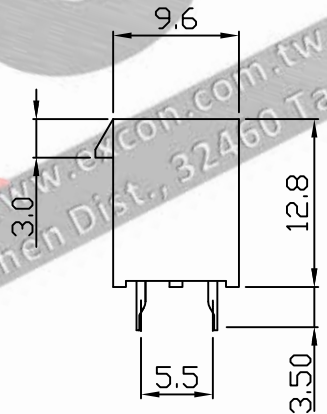
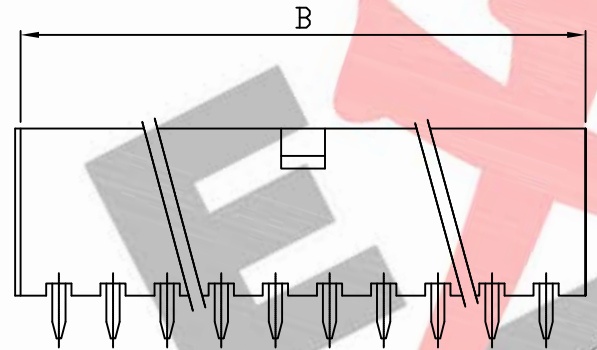


PART NO. 4201xxWV/xxx
 DWG NO. C4201WV



RECOMMENDED PCB LAYOUT
 (PCB THK=1.0~1.6)



Dimensional & Ordering Information:

Part No.		Circuits	A	B
NY66 UL94V0	NY66 UL94V2			
420102WV001	420102WV051	2	4.2	5.4
420104WV001	420104WV051	4	4.2	9.6
420106WV001	420106WV051	6	8.4	13.8
420108WV001	420108WV051	8	12.6	18.0
420110WV001	420110WV051	10	16.8	22.2
420112WV001	420112WV051	12	21.0	26.4
420114WV001	420114WV051	14	25.2	30.6
420106WV001	420106WV051	16	29.4	34.8
420118WV001	420118WV051	18	33.6	39.0
420120WV001	420120WV051	20	37.8	43.2
420122WV001	420122WV051	22	42.0	47.4
420124WV001	420124WV051	24	46.2	51.6

NOTE:

1. Wafer Material: Nylon 66 UL94V2 or V0
Pin/Pos Material: brass bronze.
2. Plated: Tin-plated 50u"min.
3. Insulation resistance: 1000M ohm/min.
4. Withstand voltage: 1500V AC/minute.
4. Current retang: 5A AC/DC.
5. Voltage rating: 600V AC/DC

REV.	REVISIONI		DIS	DATE	UNLESS OTHERWISE SPECIFIED TOLERANCES 3 PLACE ±0.5 ±0.10 2 PLACE ±1.5 ±0.25 1 PLACE ±2.0 ±0.50 ANGLE DIM
SCALE	REV.	PAGE:	UNIT	mm	
2/1	A	1	THIRD ANGLE PROJECTION		DWG NO: C4201WV

EXCON
EXCON TECHNOLOGY COMPANY

PART.NO
 4201xxWV/xxx