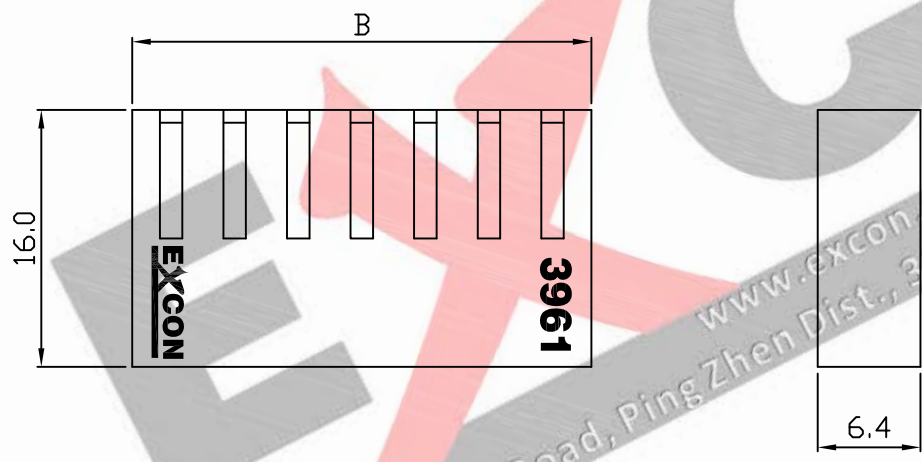
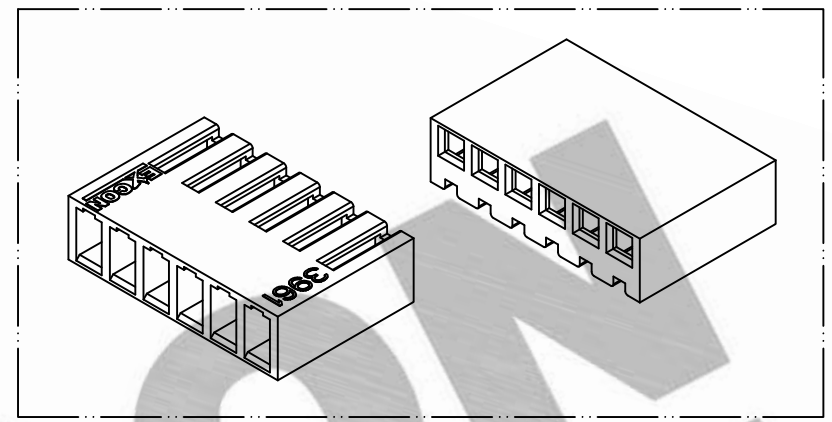
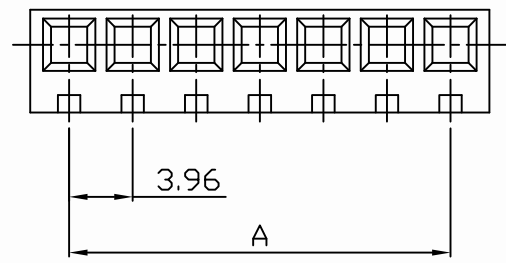


PART NO. 3961xxHB051
 DWG NO. C3961HB



Dimensional & Ordering Information:

Part No.	Circuits	Dim A	Dim B
396102HB051	2	3.96	8.70
396103HB051	3	7.92	12.66
396104HB051	4	11.88	16.62
396105HB051	5	15.84	20.58
396106HB051	6	19.80	24.54
396107HB051	7	23.76	28.50
396108HB051	8	27.72	32.46
396109HB051	9	31.68	36.42
396110HB051	10	35.64	40.38
396111HB051	11	39.60	44.34
396112HB051	12	43.56	48.30
396113HB051	13	47.52	52.26
396114HB051	14	51.48	56.22
396115HB051	15	55.44	60.18
396116HB051	16	59.40	64.14
396117HB051	17	63.36	68.10
396118HB051	18	67.32	72.06
396119HB051	19	71.28	76.02
396120HB051	20	75.24	79.98

NOTE:

1. Housing Material: Nylon 66 UL94V2
2. Insulation resistance: 1000M ohm/min.
3. Withstand voltage: 1000V AC/minute.
4. Current rating: 5A AC/DC.
5. Voltage rating: 250V AC/DC

				UNLESS OTHERWISE SPECIFIED TOLERANCES	
				3 PLACE ±0.5 ±0.10	
				2 PLACE ±1.5 ±0.25	
				1 PLACE ±2.0 ±0.50	
				ANGLE DIM	
REV.	REVISION		DIS	DATE	
SCALE	REV.	PAGE:	UNIT	MM	
2/1	A	1	THIRD ANGLE PROJECTION		

EXCON
 EXCON TECHNOLOGY COMPANY

PART.NO
 3961xxHB051