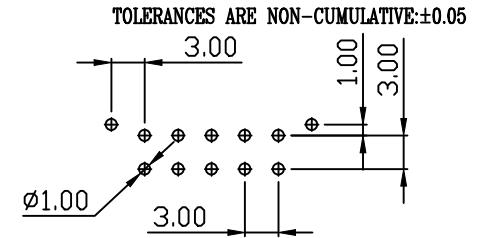
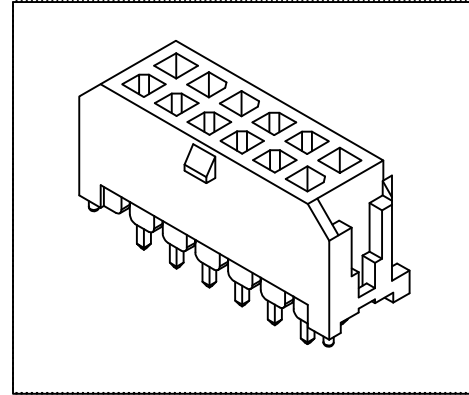
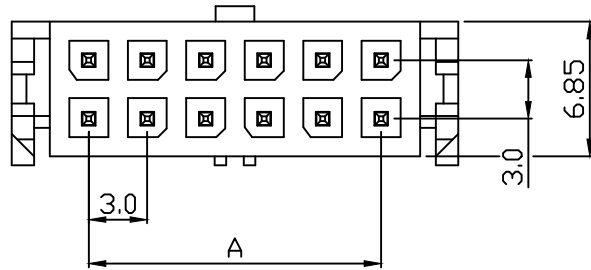
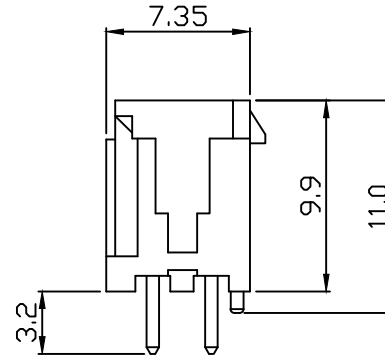
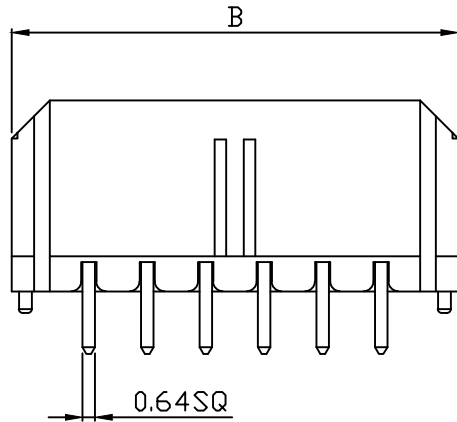


PART NO. 3001xxWV003  
 DWG NO. C3001WV



RECOMMENDED PCB LAYOUT  
 (PCB THK=1.0~1.6)



Dimensional & Ordering Information:

Part No.		Circuits	Dim A	Dim B
NY 46	NY 66			
300102WV103	300102WV003	2	--	6.65
300104WV103	300104WV003	4	3.0	9.65
300106WV103	300106WV003	6	6.0	12.65
300108WV103	300108WV003	8	9.0	15.65
300110WV103	300110WV003	10	12.0	18.65
300112WV103	300112WV003	12	15.0	21.65
300114WV103	300114WV003	14	18.0	24.65
300116WV103	300116WV003	16	21.0	27.65
300118WV103	300118WV003	18	24.0	30.65
300120WV103	300120WV003	20	27.0	33.65
300122WV103	300122WV003	22	30.0	36.65
300124WV103	300124WV003	24	33.0	39.65

NOTE:

1. Wafer Material: NY66 UL 94V0  
Pin/Pos Material: brass bronze.
2. Plated: Tin-plated 50u"min.
3. Insulation resistance: 1000MΩ min.
4. Withstand voltage: 1500V AC/minute.
5. Current rating: 5A AC/DC.
6. Voltage rating: 250V AC/DC

UNLESS OTHERWISE SPECIFIED TOLERANCES  
 3 PLACE ±0.5 ±0.10  
 2 PLACE ±1.5 ±0.25  
 1 PLACE ±2.0 ±0.50  
 ANGLE DIM



EXCON TECHNOLOGY COMPANY

REV.	REVISION		DIS	DATE
SCALE	REV.	PAGE	UNIT	mm
4/1	A	1	THIRD ANGLE PROJECTION	

DWG NO:

C3001WV

PART.NO

3001xxWV003