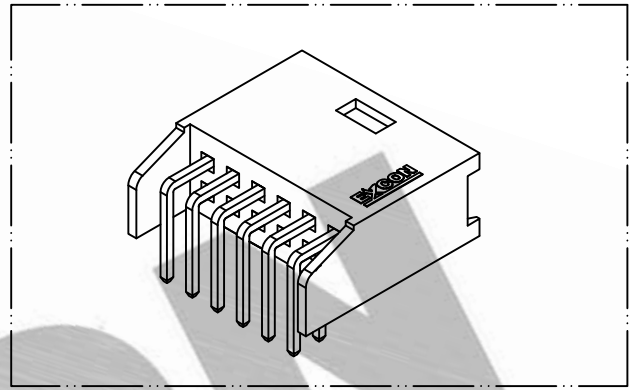
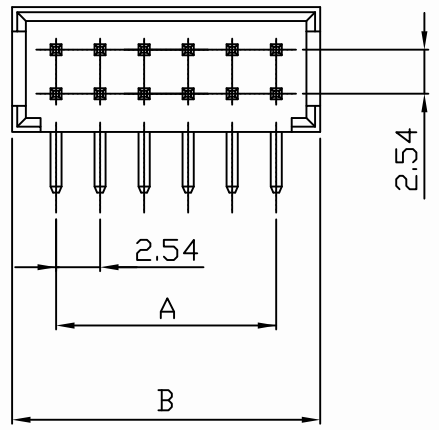
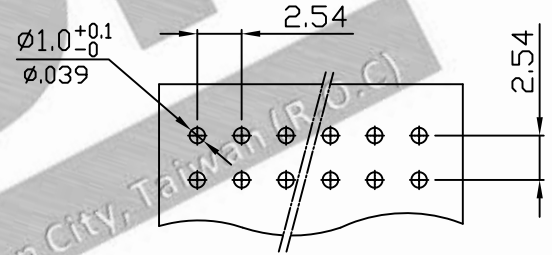


PART NO. 2548xxWR203
 DWG NO. C2548WR



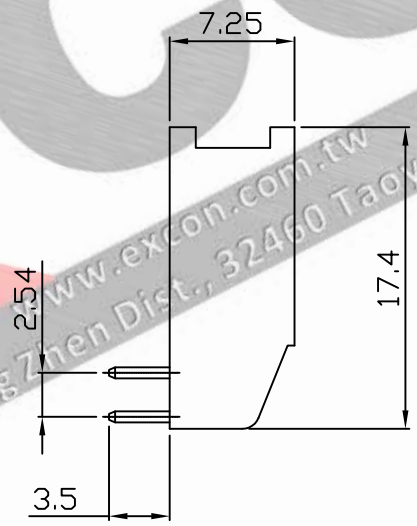
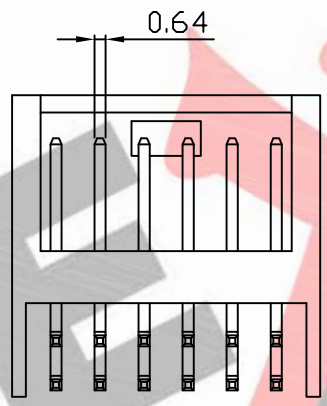
TOLERANCES ARE NON-CUMULATIVE:±0.05



RECOMMENDED PCB LAYOUT
 (PCB THK=1.0~1.6)

Ordering Information and Dimensions:

Part No.	Circuits	Dim A	Dim B
254808WR203	8	7.62	12.70
254812WR203	12	12.70	17.78
254816WR203	16	17.78	22.86
254818WR203	18	20.32	25.40
254824WR203	24	27.94	33.02
254830WR203	30	35.56	40.64



NOTE:

1. Wafer Material: PBT UL94V-0
Pin/Pos Material: brass bronze.
2. Plated: Tin-plated 50u" min
3. Insulation resistance: 1000MΩ min.
4. Withstand voltage: 1000V AC/minute.
5. Current rating: 3A AC/DC.
6. Voltage rating: 250V AC/DC

				UNLESS OTHERWISE SPECIFIED TOLERANCES		EXCON EXCON TECHNOLOGY COMPANY
				3 PLACE ±0.5 ±0.10		
				2 PLACE ±1.5 ±0.25		
				1 PLACE ±2.0 ±0.50		
				ANGLE DIM		
REV.	REVISIONI			DIS	DATE	
SCALE	REV.	PAGE:	UNIT	mm		DWG NO:
3/1	A	1	THIRD ANGLE PROJECTION			C2548WR
						PART.NO
						2548xxWR203