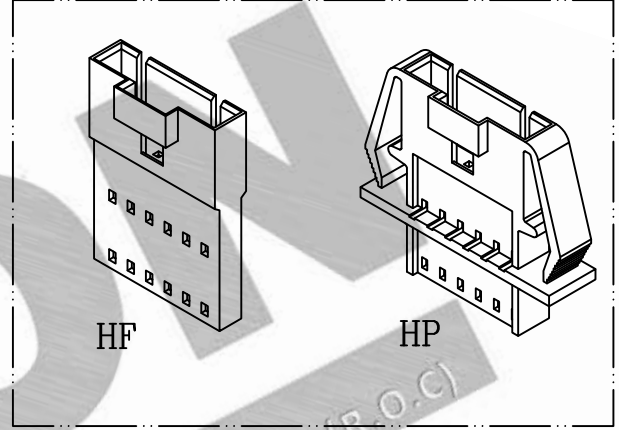
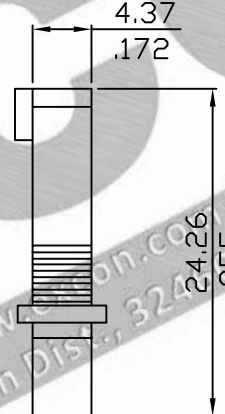
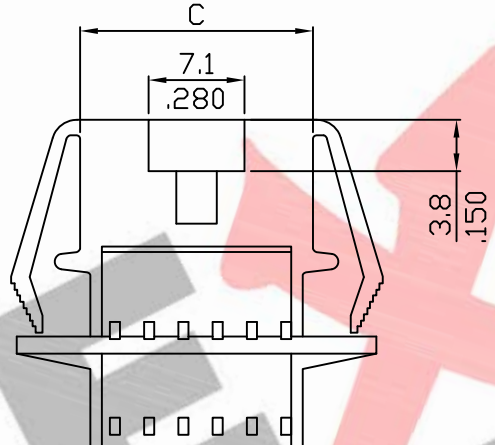
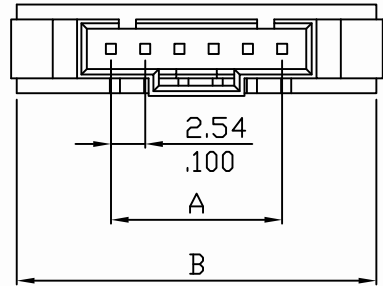


PART NO. 2545xxHF003
 DWG NO. C2545HF



Dimensional & Ordering Information:

| Part No. | Part No. | Circuits | Dim A | Dim B |
|-------------|-------------|----------|-------|-------|
| 254502HF003 | 254502HP003 | 2 | 2.54 | 5.08 |
| 254503HF003 | 254503HP003 | 3 | 5.08 | 7.62 |
| 254504HF003 | 254504HP003 | 4 | 7.62 | 10.16 |
| 254505HF003 | 254505HP003 | 5 | 10.16 | 12.70 |
| 254506HF003 | 254506HP003 | 6 | 12.70 | 15.24 |
| 254507HF003 | 254507HP003 | 7 | 15.24 | 17.78 |
| 254508HF003 | 254508HP003 | 8 | 17.78 | 20.32 |
| 254509HF003 | 254509HP003 | 9 | 20.32 | 22.86 |
| 254510HF003 | 254510HP003 | 10 | 22.86 | 25.40 |
| 254511HF003 | 254511HP003 | 11 | 25.40 | 27.94 |
| 254512HF003 | 254512HP003 | 12 | 27.94 | 30.48 |

NOTE:

1. Housing Material: Nylon UL94V-0
2. Insulation resistance: 1000M Ω min.
3. Withstand voltage: 1000V AC/minute.
4. Current rating: 3A AC/DC.
5. Voltage rating: 250V AC/DC

| | | | | | |
|-------|----------|-------|------------------------|------|--|
| REV. | REVISION | | DIS | DATE | UNLESS OTHERWISE SPECIFIED TOLERANCES 3 PLACE $\pm 0.5 \pm 0.10$ 2 PLACE $\pm 1.5 \pm 0.25$ 1 PLACE $\pm 2.0 \pm 0.50$ ANGLE DIM |
| SCALE | REV. | PAGE: | UNIT | mm | |
| 3/1 | A | 1 | THIRD ANGLE PROJECTION | | DWG NO: C2545HF |

EXCON
 EXCON TECHNOLOGY COMPANY

PART.NO
 2545xxHF003