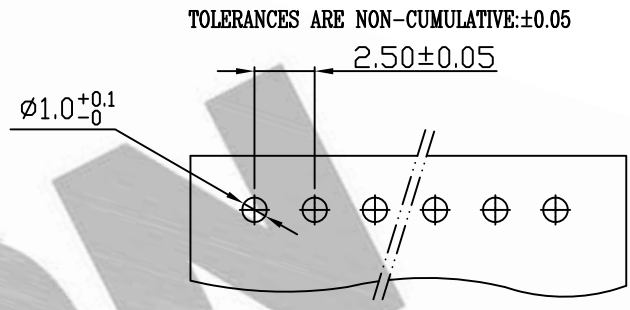
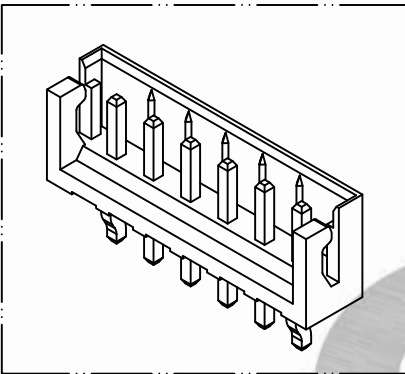
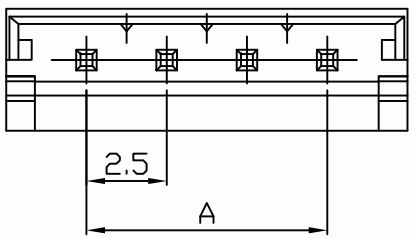
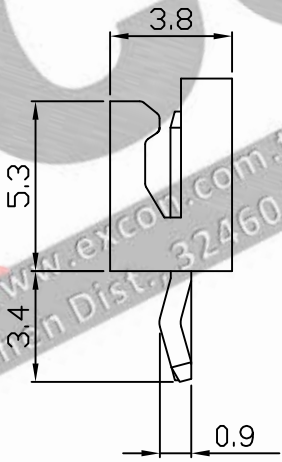
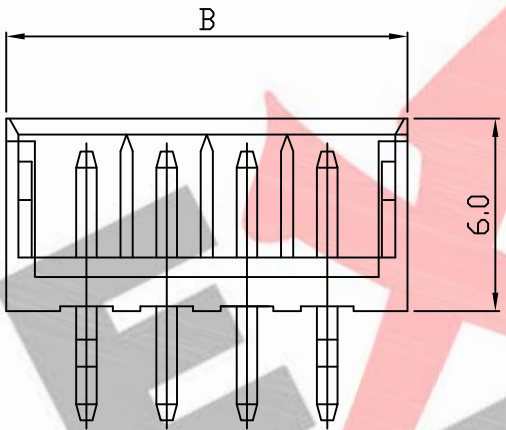


PART NO. 2504xxWV001
 DWG NO. C2504WV



RECOMMENDED PCB LAYOUT
 (PCB THK=0.8~1.6)



Dimensional & Ordering Information:

Part No.	Circuits	Dim A	Dim B
250402WV001	2	2.50	7.50
250403WV001	3	5.00	10.00
250404WV001	4	7.50	12.50
250405WV001	5	10.00	15.00
250406WV001	6	12.50	17.50
250407WV001	7	15.00	20.00
250408WV001	8	17.50	22.50
250409WV001	9	20.00	25.00
250410WV001	10	22.50	27.50
250411WV001	11	25.00	30.00
250412WV001	12	27.50	32.50
250413WV001	13	30.00	35.00
250414WV001	14	32.50	37.50
250415WV001	15	35.00	40.00

NOTE:

1. Wafer Material: Nylon 66 UL94V-0
Pin/Pos Material: brass bronze.
2. Plated: Tin-plated 50u"min.
3. Insulation resistance: 1000M Ω /min.
4. Withstand voltage: 1000V AC/minute.
5. Current rating: 3A AC/DC.
6. Voltage rating: 250V AC/DC

				UNLESS OTHERWISE SPECIFIED TOLERANCES	
				3 PLACE $\pm 0.5 \pm 0.10$	
				2 PLACE $\pm 1.5 \pm 0.25$	
				1 PLACE $\pm 2.0 \pm 0.50$	
				ANGLE DIM	
REV.	REVISION			DIS	DATE
SCALE	REV.	PAGE:	UNIT	mm	
4/1	A	1	THIRD ANGLE PROJECTION	DWG NO: C2504WV	

EXCON
 EXCON TECHNOLOGY COMPANY

PART.NO
 2504xxWV001