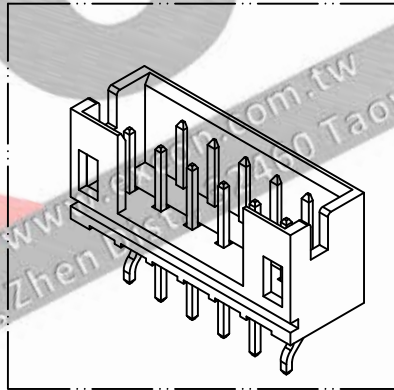
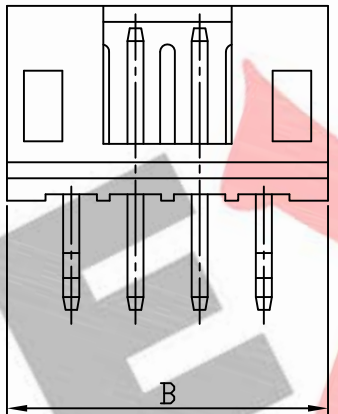
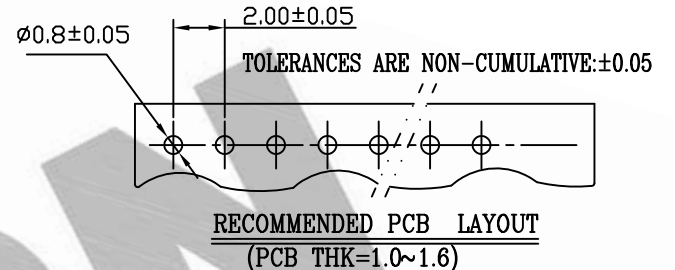
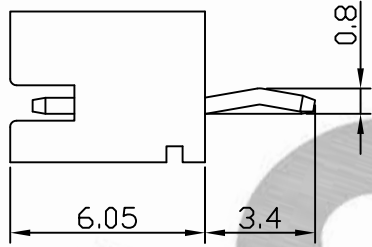
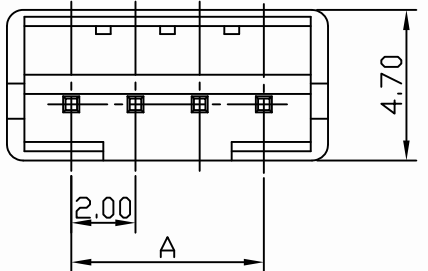


PART NO. 2001xxWV001
 DWG NO. C2001WV



Dimensional and Ordering Information:

Part No.	POS.	A	B
200102WV001	2P	2.0	6.0
200103WV001	3P	4.0	8.0
200104WV001	4P	6.0	10.0
200105WV001	5P	8.0	12.0
200106WV001	6P	10.0	14.0
200107WV001	7P	12.0	16.0
200108WV001	8P	14.0	18.0
200109WV001	9P	16.0	20.0
200110WV001	10P	18.0	22.0
200111WV001	11P	20.0	24.0
200112WV001	12P	22.0	26.0
200113WV001	13P	24.0	28.0
200114WV001	14P	26.0	30.0
200115WV001	15P	28.0	32.0
200116WV001	16P	30.0	34.0

NOTE:

1. Wafer Material: Nylon 66 UL94V-0
Pin/Pos Material: brass bronze.
2. Plated: Tin-plated 50u"min.
3. Insulation resistance: 1000M ohm/min.
4. Withstand voltage: 800V AC/minute.
5. Current retang: 3A AC/DC.
6. Voltage rating: 100V AC/DC

				UNLESS OTHERWISE SPECIFIED TOLERANCES	
				3 PLACE $\pm 0.5 \pm 0.10$	
				2 PLACE $\pm 1.5 \pm 0.35$	
				1 PLACE $\pm 2.0 \pm 0.50$	
				ANGLE DIM	
REV.	REVISIONI			DIS	DATE
SCALE	REV.	PAGE:	UNIT	mm	
5/1	A	1	THIRD ANGLE PROJECTION		
				DWG NO: C2001WV	

EXCON

EXCON TECHNOLOGY COMPANY

PART.NO

2001xxWV001