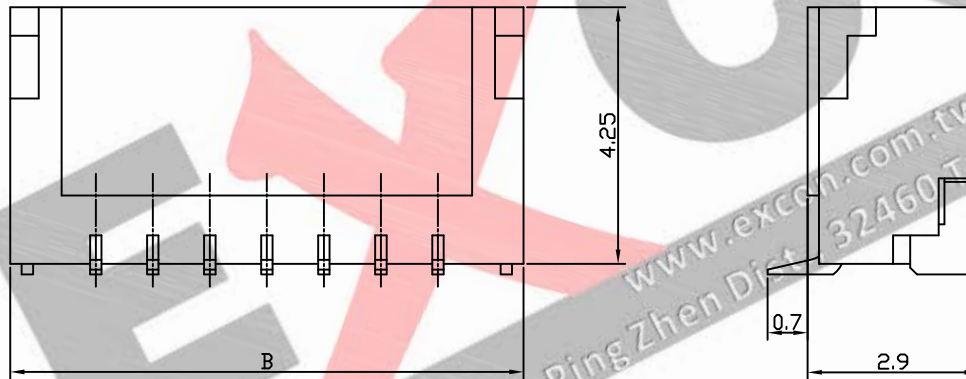
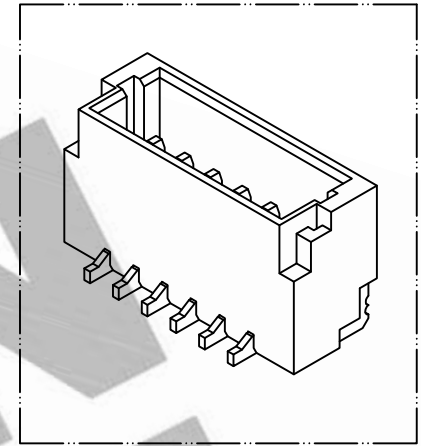
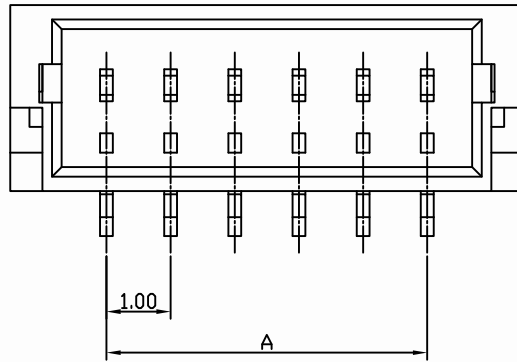


PART NO. 1001xxWD151  
 DWG NO. C1001WD

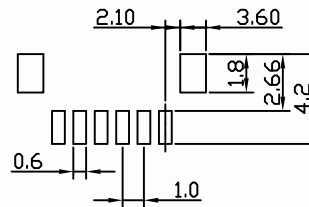


Dimensional & Ordering Information:

Part No.	Circuits	Dim A	Dim B
100102WD151	2	1.0	4.0
100103WD151	3	2.0	5.0
100104WD151	4	3.0	6.0
100105WD151	5	4.0	7.0
100106WD151	6	5.0	8.0
100107WD151	7	6.0	9.0
100108WD151	8	7.0	10.0
100109WD151	9	8.0	11.0
100110WD151	10	9.0	12.0
100111WD151	11	10.0	13.0
100112WD151	12	11.0	14.0
100113WD151	13	12.0	15.0
100114WD151	14	13.0	16.0
100115WD151	15	14.0	17.0
100116WD151	16	15.0	18.0
100117WD151	17	16.0	19.0
100118WD151	18	17.0	20.0
100119WD151	19	18.0	21.0
100120WD151	20	19.0	22.0

NOTE:

1. Wafer Material: Nylon 66 UL94V-0  
Pin/Pos Material: brass bronze.
2. Plated: Tin-plated 50u"min.
3. Insulation resistance: 100M ohm/min.
4. Withstand voltage: 500V AC/minute.
5. Current rating: 1A AC/DC.
6. Voltage rating: 50V AC/DC



**RECOMMENDED PCB LAYOUT**  
 (PCB THK=1.0~1.6)

				UNLESS OTHERWISE SPECIFIED TOLERANCES		<b>EXCON</b> EXCON TECHNOLOGY COMPANY
				3 PLACE ±0.5 ±0.10 2 PLACE ±1.5 ±0.25 1 PLACE ±2.0 ±0.50		
REV.	REVISION		DIS	DATE		
SCALE	REV.	PAGE	UNIT	MM	DWG NO:	PART.NO
6/1	A	1	THIRD ANGLE PROJECTION		C1001WD	1001xxWD151