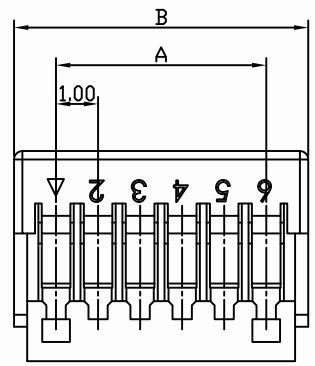
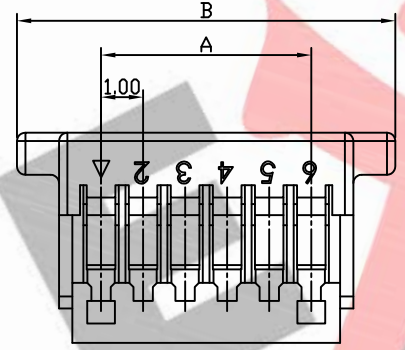


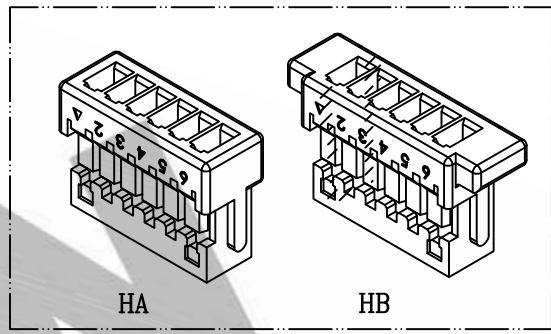
PART NO. 1001xxHB001  
 DWG NO. C1001HB



Without protrusions  
 TYPE A



With protrusions  
 TYPE B



Dimensional & Ordering Information:

Part No.		Circuits	Dim A	Dim B	
TYP B	TYP A			TYP A	TYP B
100102HB001	100102HA001	2	1.0	3.0	5.0
100103HB001	100103HA001	3	2.0	4.0	6.0
100104HB001	100104HA001	4	3.0	5.0	7.0
100105HB001	100105HA001	5	4.0	6.0	8.0
100106HB001	100106HA001	6	5.0	7.0	9.0
100107HB001	100107HA001	7	6.0	8.0	10.0
100108HB001	100108HA001	8	7.0	9.0	11.0
100109HB001	100109HA001	9	8.0	10.0	12.0
100110HB001	100110HA001	10	9.0	11.0	13.0
100111HB001	100111HA001	11	10.0	12.0	14.0
100112HB001	100112HA001	12	11.0	13.0	15.0
100113HB001	100113HA001	13	12.0	14.0	16.0
100114HB001	100114HA001	14	13.0	15.0	17.0
100115HB001	100115HA001	15	14.0	16.0	18.0
100116HB001	100116HA001	16	15.0	17.0	19.0
100117HB001	100117HA001	17	16.0	18.0	20.0
100118HB001	100118HA001	18	17.0	19.0	21.0
100119HB001	100119HA001	19	18.0	20.0	22.0
100120HB001	100120HA001	20	19.0	21.0	23.0

NOTE:

1. Housing Material: Nylon 66 UL94V0
2. Color: White
3. Current rating: 1A AC/DC
4. Voltage rating: 50V AC/DC
5. Withstand voltage: 500V AC/minute

				UNLESS OTHERWISE SPECIFIED TOLERANCES		 EXCON TECHNOLOGY COMPANY
				3 PLACE ±0.5 ±0.10		
				2 PLACE ±1.5 ±0.25		
				1 PLACE ±2.0 ±0.50		
REV.	REVISION	DIS	DATE	ANGLE DIM		
SCALE	REV.	PAGE	UNIT	MM	DWG NO:	PART.NO
1/1	A	1/1	THIRD ANGLE PROJECTION		C1001HB	1001xxHB001