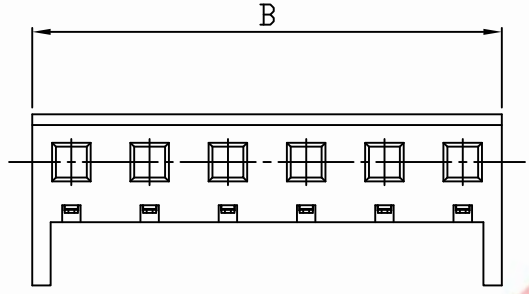
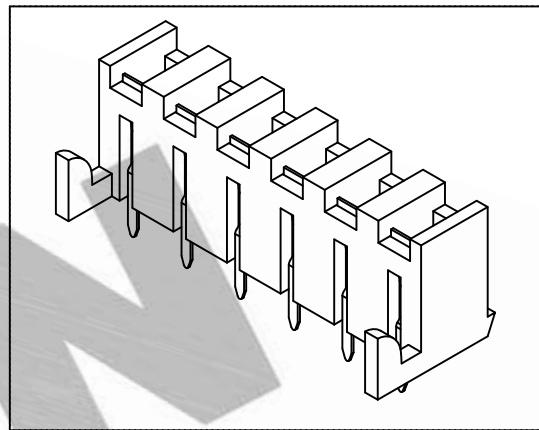
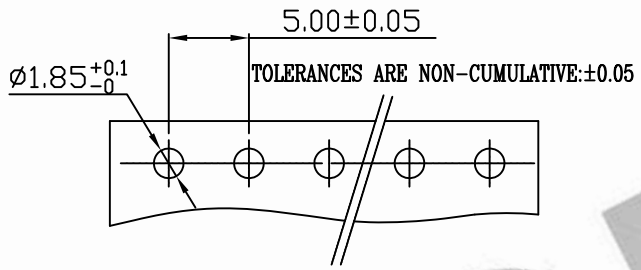
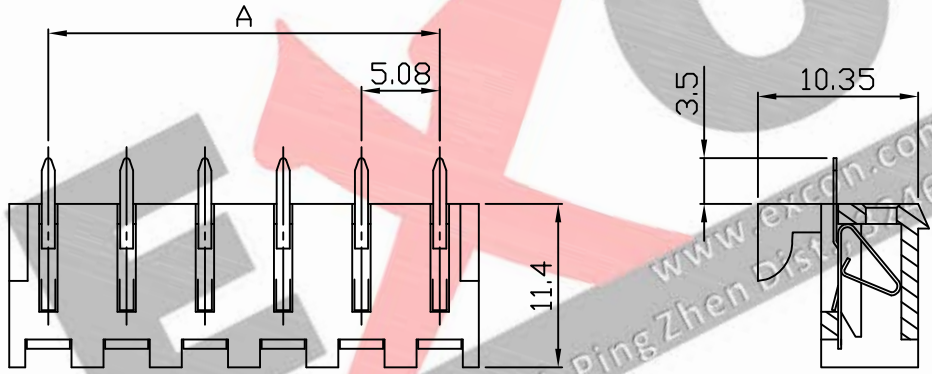


PART NO. 7703xxWK051
 DWG NO. C7703WK



RECOMMENDED PCB LAYOUT
 (PCB THK=1.0~1.6)



Dimensional & Ordering Information:

Part No.	Circuits	Dim A	Dim B
770302WK051	2	5.08	10.16
770303WK051	3	10.16	15.24
770304WK051	4	15.24	20.32
770305WK051	5	20.32	25.40
770306WK051	6	25.40	30.48
770307WK051	7	30.48	35.56
770308WK051	8	35.56	40.64
770309WK051	9	40.64	45.72
770310WK051	10	45.72	50.80
770311WK051	11	50.80	55.88
770312WK051	12	55.88	60.96
770313WK051	13	60.96	66.04
770314WK051	14	66.04	71.12
770315WK051	15	71.12	76.20
770316WK051	16	76.20	81.28
770317WK051	17	81.28	86.36
770318WK051	18	86.36	91.44
770319WK051	19	91.44	96.52
770320WK051	20	96.52	101.6

NOTE:

1. Housing Material: Nylon 66 UL94V2
2. Color: Natural
3. Insulation resistance: 1000MΩ min.
4. Withstand voltage: 1500V AC/minute.
5. Current rating: 5A AC/DC.
6. Voltage rating: 250V AC/DC

				UNLESS OTHERWISE SPECIFIED TOLERANCES	
				3 PLACE ±0.5 ±0.10	
				2 PLACE ±1.5 ±0.35	
				1 PLACE ±2.0 ±0.50	
				ANGLE DIM	
REV.	REVISIONI			DIS	DATE
SCALE	REV.	PAGE:	UNIT	mm	
4/1	A	1	THIRD ANGLE PROJECTION		
				DWG NO:	C7703WK

EXCON

EXCON TECHNOLOGY COMPANY

PART.NO

7703xxWK051