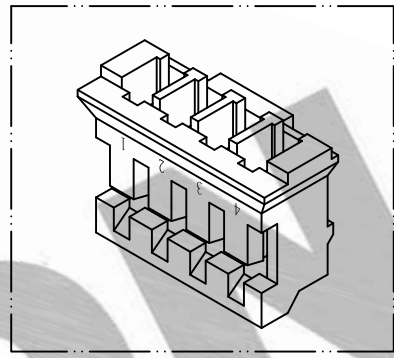
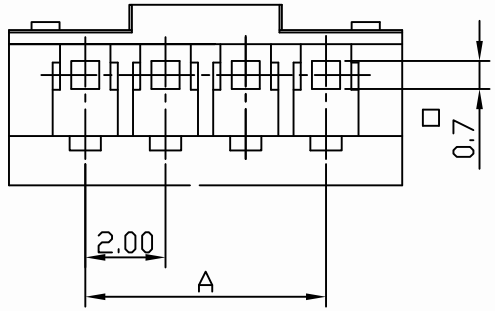
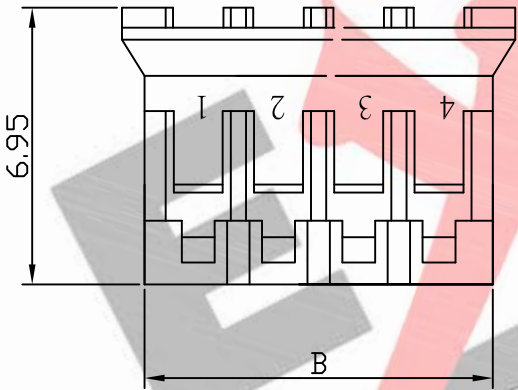


PART NO. 2001xxHA001
 DWG NO. C2001HA



Dimensional and Ordering Information

PART NO	POS	A	B
200102HA001	2P	2.0	4.7
200103HA001	3P	4.0	6.7
200104HA001	4P	6.0	8.7
200105HA001	5P	8.0	10.7
200106HA001	6P	10.0	12.7
200107HA001	7P	12.0	14.8
200108HA001	8P	14.0	16.8
200109HA001	9P	16.0	18.8
200110HA001	10P	18.0	20.8
200111HA001	11P	20.0	22.8
200112HA001	12P	22.0	24.8
200113HA001	13P	24.0	26.8
200114HA001	14P	26.0	28.8
200115HA001	15P	28.0	30.8
200116HA001	16P	30.0	32.8
200118HA001	18P	34.0	36.8



NOTE:

1. Housing Material: Nylon 66 UL 94V-0
2. Insulation resistance: 1000M ohm/min.
3. Withstand voltage: 800V AC/minute.
4. Current rating: 3A AC/DC.

				UNLESS OTHERWISE SPECIFIED TOLERANCES		 EXCON TECHNOLOGY COMPANY
				3 PLACE ±0.5 ±0.10		
				2 PLACE ±1.5 ±0.35		
				1 PLACE ±2.0 ±0.50		
				ANGLE DIM		
REV.	REVISION			DIS	DATE	
SCALE	REV.	PAGE:	UNIT	mm		DWG NO:
5/1	A	1	THIRD ANGLE PROJECTION			C2001HA
					PART.NO	
					2001xxHA001	